



# Contour<sup>®</sup> next ONE<sup>»</sup>

Blood Glucose  
Monitoring System

# Using **My Patterns** with the **CONTOUR™** **DIABETES** app

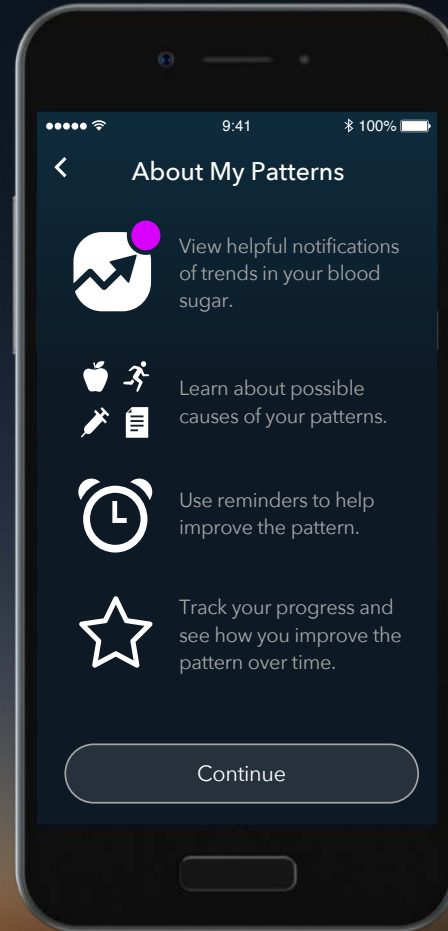


Always consult with your healthcare provider prior to making changes to treatment, diet or exercise.



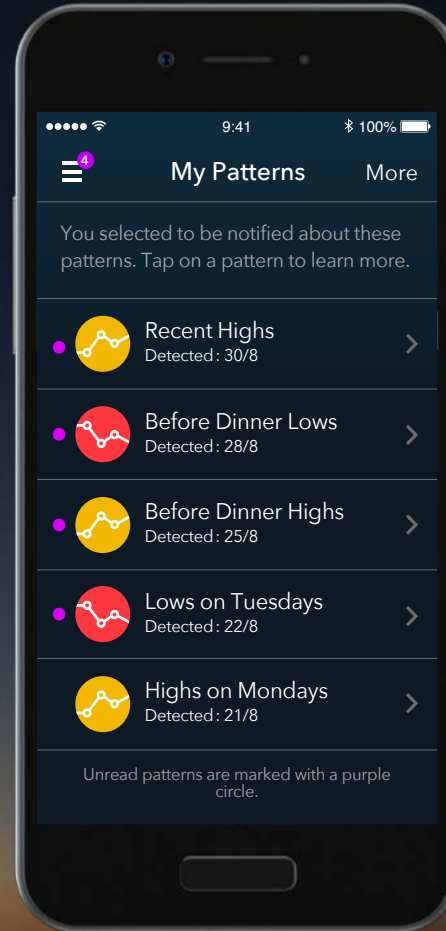
Contour<sup>®</sup>  
next **ONE**<sup>™</sup>  
Blood Glucose  
Monitoring System

The **My Patterns** feature identifies specific patterns and trends in your blood glucose readings and notifies you of possible causes behind them.



Contour<sup>®</sup>  
next ONE<sup>»</sup>  
Blood Glucose  
Monitoring System

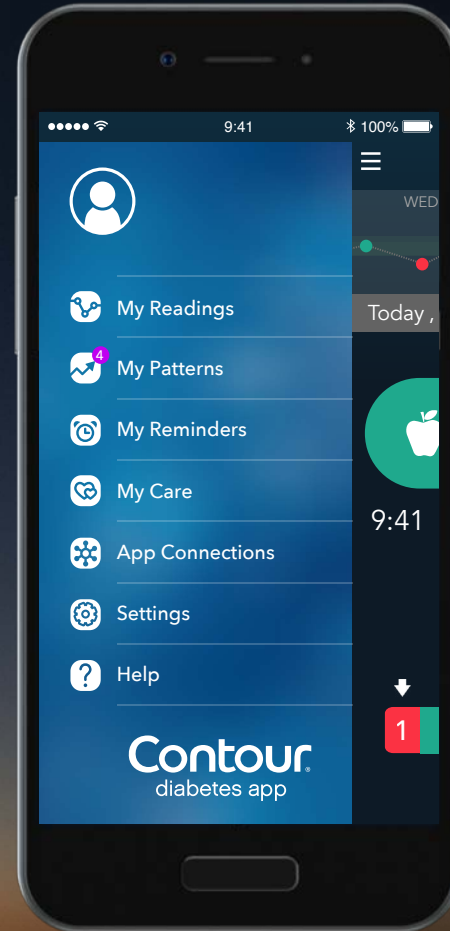
The **My Patterns** feature identifies specific patterns and trends in your blood glucose readings and notifies you of possible causes behind them.



Contour<sup>®</sup>  
next ONE<sup>»</sup>  
Blood Glucose  
Monitoring System

## 1. My Patterns

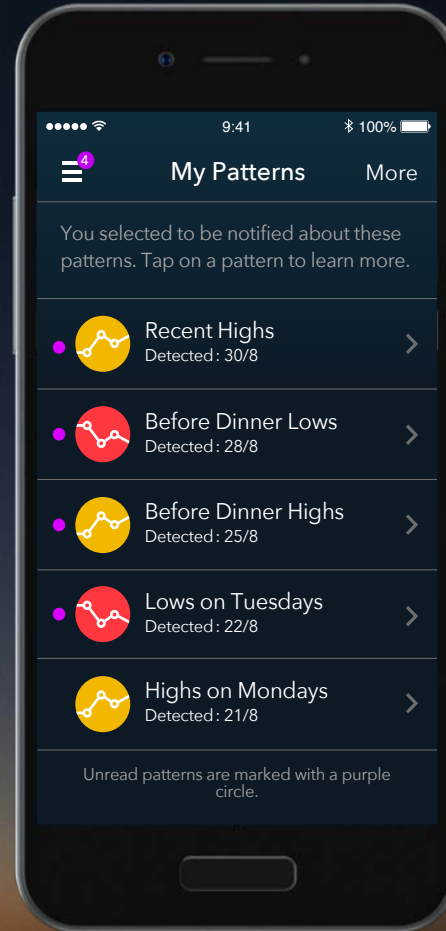
Choose My Patterns  
from the Main Menu



Contour®  
next ONE™  
Blood Glucose  
Monitoring System

## 2. My Patterns

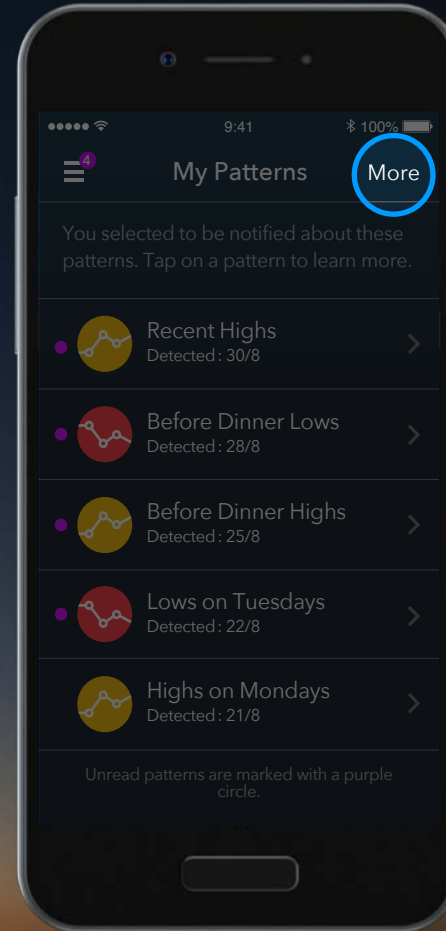
The **My Patterns** screen will show the patterns that you asked to be notified about. An unread pattern is marked by a purple circle.



Contour<sup>®</sup>  
next ONE<sup>™</sup>  
Blood Glucose  
Monitoring System

## 2. My Patterns

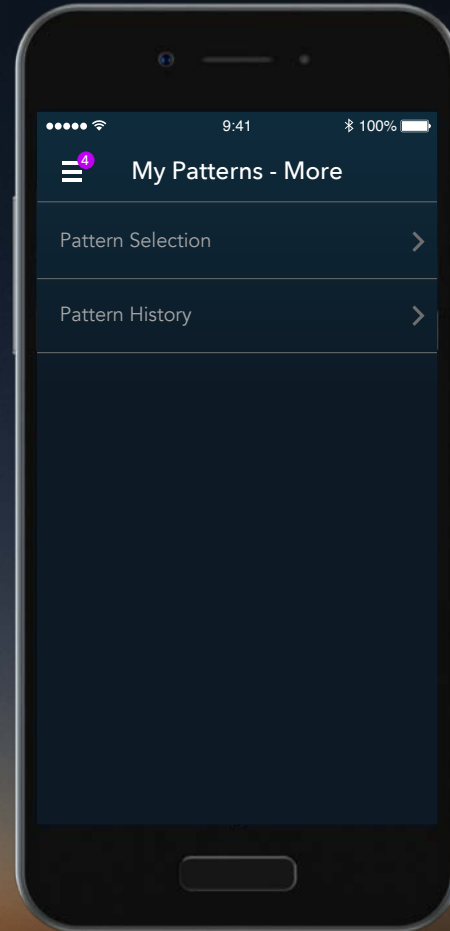
Tap **More** to change your pattern selection or review your pattern history.



Contour<sup>®</sup>  
next ONE<sup>™</sup>  
Blood Glucose  
Monitoring System

### 3. **My Patterns**

Tap **Pattern Selection** to choose which patterns to be notified about.

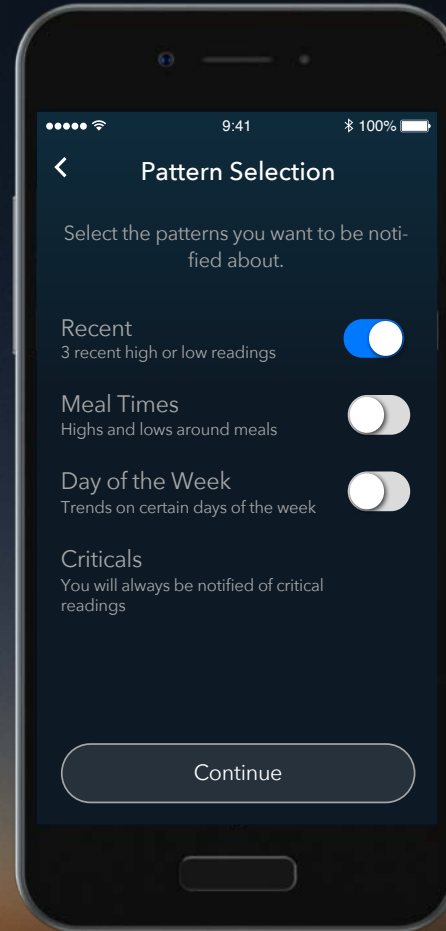


Contour®  
next ONE»  
Blood Glucose  
Monitoring System



### 3. My Patterns

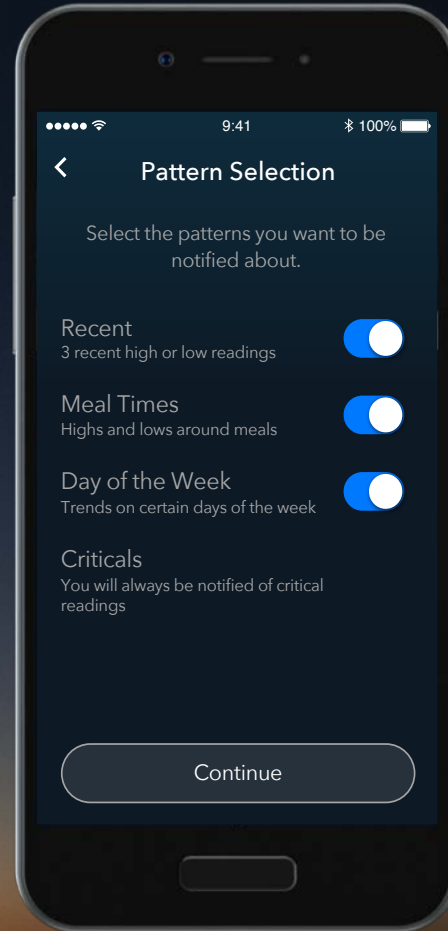
Tap **Pattern Selection** choose which patterns to be notified about.



Contour<sup>®</sup>  
next ONE<sup>»</sup>  
Blood Glucose  
Monitoring System

### 3. My Patterns

Tap **Pattern Selection** choose which patterns to be notified about.

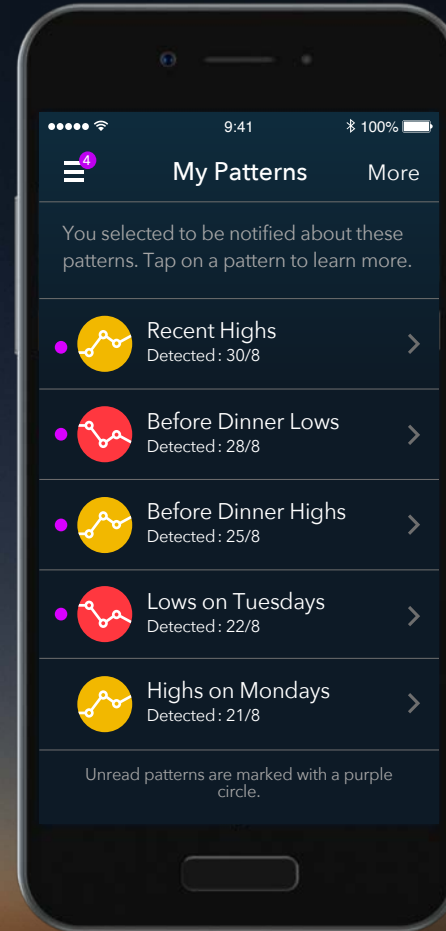


Contour®  
next ONE»  
Blood Glucose  
Monitoring System

#### 4. **My Patterns**

Any patterns that have been detected will be listed in the **My Patterns** screen.

The **My Patterns** screen will show the patterns that you asked to be notified about. An unread pattern is marked by a purple circle.



## 4. My Patterns

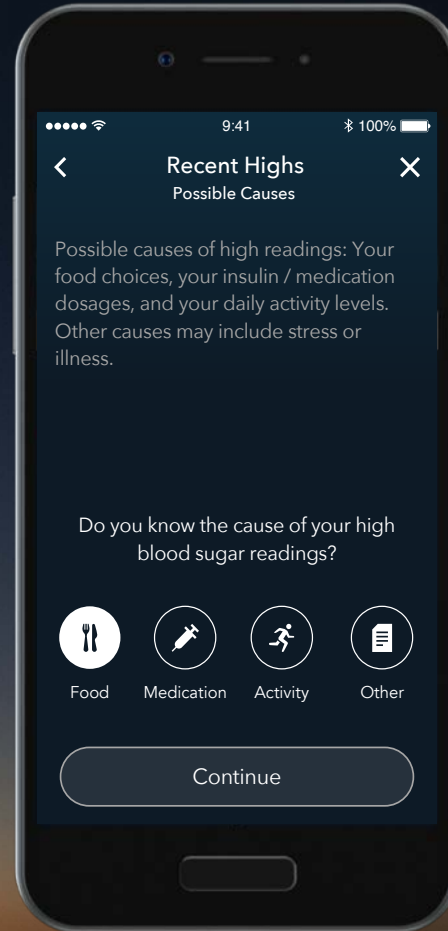
You can see the pattern details and learn more about possible causes.



Contour<sup>®</sup>  
next ONE<sup>™</sup>  
Blood Glucose  
Monitoring System

## 4. My Patterns

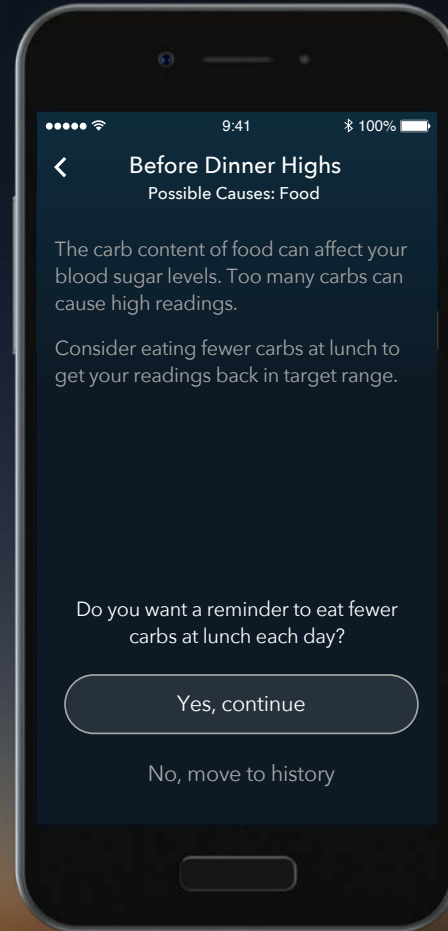
You can learn more about what may cause this pattern, and choose between possible causes such as food, medication or activity.



Contour<sup>®</sup>  
next ONE<sup>»</sup>  
Blood Glucose  
Monitoring System

#### 4. My Patterns

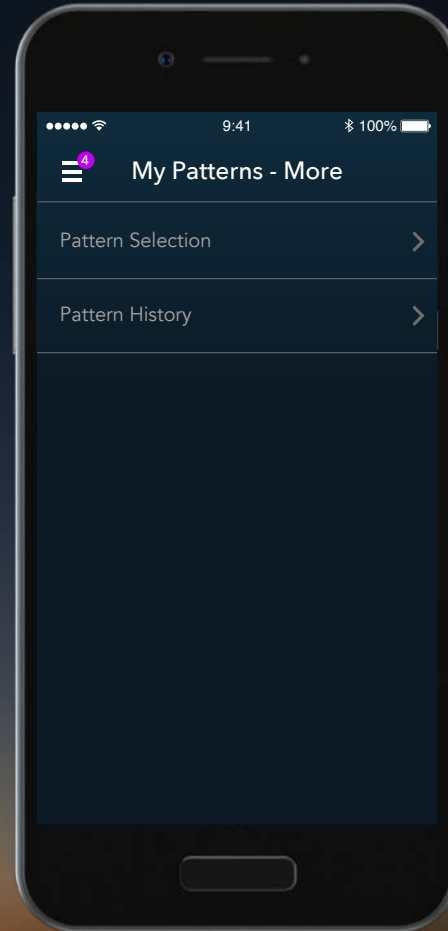
You can also set a reminder related to a possible cause.



Contour<sup>®</sup>  
next ONE<sup>™</sup>  
Blood Glucose  
Monitoring System

## 5. My Patterns

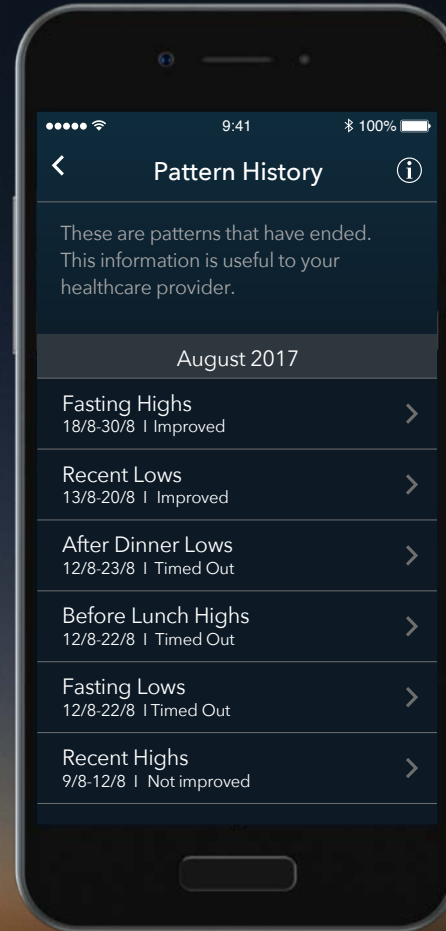
At any time, you can go back to a pattern in **Pattern History**.



Contour<sup>®</sup>  
next ONE<sup>™</sup>  
Blood Glucose  
Monitoring System

## 5. My Patterns

In **Pattern History** you can review the patterns detected in the past and are no longer active.

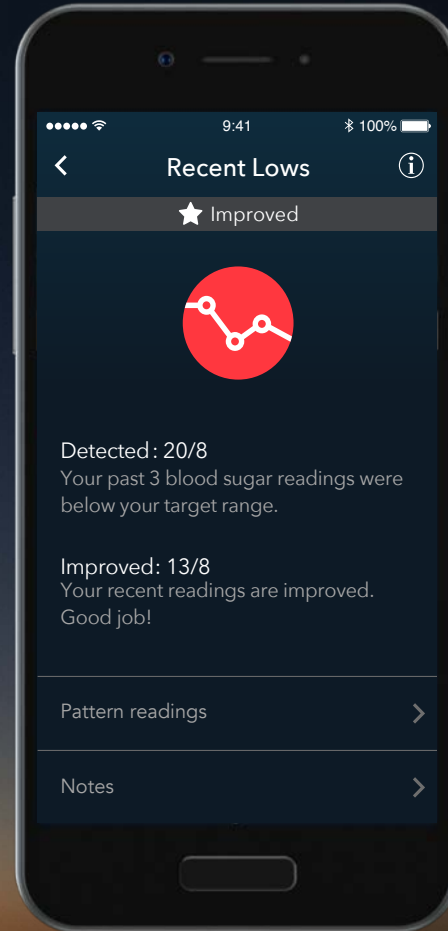


Contour<sup>®</sup>  
next ONE<sup>»</sup>  
Blood Glucose  
Monitoring System



## 5. My Patterns

In **Pattern History** you can review the patterns detected in the past and are no longer active.



Contour<sup>®</sup>  
next ONE<sup>™</sup>  
Blood Glucose  
Monitoring System

Talk to your Healthcare Professional and refer to the product user guide if you have any questions about the **CONTOUR<sup>®</sup>NEXT ONE** smart meter or the **CONTOUR<sup>™</sup>DIABETES** app.

For more information, and to find out whether these products are available in your country, visit **diabetes.ascensia.com**.



Hypothetical patient data for demonstration purposes only. Always consult with your healthcare provider prior to making changes to treatment, diet or exercise.



Apple and the Apple logo are trademarks of Apple Inc., registered in the US and other countries. App Store is a service mark of Apple Inc. The Bluetooth word mark and logos are registered trademarks owned by Bluetooth SIG, Inc., and any use of such marks herein is under licence. Google Play and the Google Play logo are trademarks of Google Inc.

Ascensia, the Ascensia Diabetes Care logo and Contour are trademarks and/or registered trademarks of Ascensia Diabetes Care Holdings AG.

Date of preparation: February 2018 Code: G.DC.10.2017.52578

© Copyright 2017 Ascensia Diabetes Care Holdings AG. All rights reserved.

**Contour<sup>®</sup>**  
**next ONE<sup>™</sup>**  
Blood Glucose  
Monitoring System

diabetes.ascensia.com



# Contour<sup>®</sup>

diabetes solutions